

Ceramic Kiln Rental

To rent a kiln at the Iowa Ceramics Center and Glass Studio (ICCGS), you must be enrolled in a current open studio or class session. Kiln prices can not be changed or split.

Kilns:

ICCGS offers kiln rental for temperatures ranging from Cone 012 to Cone 10.

Our kilns for rent include two updraft gas kilns, one downdraft soda kiln, and two electric kilns: maximum firing temperature on electric kiln is cone 6.

Scheduling

You must make an appointment by email with the Assistant Director to rent a ceramic kiln, email mary@iowaceramicscenter.org to reserve time on the schedule. **This must be done two (2) weeks before the date you wish to fire.**

The kiln schedule is limited - please plan accordingly.

The Assistant Director will notify when the work is to be dropped off and picked up. ICCGS staff will fire the kiln load and unload all work from the kilns.

Note: Classes and Workshops taught at the ICCGS have priority over kilns.

Please see the kiln information chart below for kiln sizes and firing options.

- Each electric kiln is guaranteed 3 layers of shelves available.
- Work must be picked up within 24 hours of unloading.
- ICCGS is not responsible for storing work - Before or After firing.
- Rentals will fire on a Wednesday/Friday/Sunday basis.

In the body of the email to the Assistant Director, mary@iowaceramicscenter.org include:

Your Name :

Temperature/cone # :

Date of firing :

Firing Process: glaze, bisque, or decal *No Luster Firings Allowed

The Assistant Director will notify you when the work needs to be dropped off or ready by. Note the drop off/ready date does not include firing dates. **The kiln firing must be paid for online before kiln loading.** [click PAY HERE!](#)

You must give at least a 5-day notice if you decide not to fire during your scheduled time. This allows adequate time for adjustment to the kiln schedule. Failure to give a 5-day notice will incur a \$35.00 cancellation fee.

Gas / Soda Kiln - Clean up policy

The Assistant Director will oversee the cleaning of the Soda Kiln, including grinding/ scraping posts and shelves, putting kiln furniture, and cleaning the kiln room. If an individual artwork damages the kiln or kiln shelf beyond standard ware and tear, the artist is responsible for replacing the kiln shelf.

RENTER RESPONSIBILITIES

Damage Fees

You are responsible for any damage your artwork causes to the kiln during the firing. This includes any and all equipment used during the firing, i.e., replacement fees for broken or damaged kiln shelves or tools. Report any problems immediately in writing to the Assistant Director.

An additional \$25 cleaning fee will be charged per piece that causes damage to a kiln shelf or post. Individuals cannot fire or rent a kiln again until all damaged fees have been resolved. If a shelf is damaged beyond repair, the artist will be required to pay the cost of a new shelf for the studio. Please see the costs below.




- Silica Carbide Shelf (soda kiln) \$180
- Advancer shelf (Alpine) \$300
- Olympic Shelf (custom cut shelves) - \$175
- Electric kiln shelf half round - \$75

No guarantee is offered, explicit or implied, regarding the quality or serviceability of fired work. Every precaution will be taken to ensure the best possible outcome for every firing. When you submit pieces for firing, you agree that you will not hold the studio, its staff, volunteers, or any other person associated with the studio responsible for work that is damaged or defective in any way while in the studio at any stage.

Burnouts of organic material, metal clay, toxic glazes, luster, heavy wax, and unapproved commercial glazes cannot be fired in the kilns at ICCGS.

***Disclaimer** - There is a variety of work fired in ICCGS community firing. ICCGS is not responsible for damages to work outside our control or undesired results from the kiln. While mistakes can happen in ceramics, individuals are responsible for damage to ICCGS kilns, kiln shelves, or kiln furniture due to glaze, improper use of materials, or construction.

KILNS AVAILABLE FOR RENT

Kiln	Model	Cubic Feet	Max Temp	Kiln Price
Kiln #3	Bailey BX2827D 	9.9	Max Cone 6	\$60
Test Kiln	Skutt KM 818-3 	2.3	Cone 6	\$25
Olympic (Gas)	Olympic Updraft 	10	Max: Cone 10	\$300
Alpine (Gas)	Alpine Updraft (soft brick)	24	Max: Cone 10	\$550
Soda (Gas)	Downdraft (soft brick & hard brick)	30	Max: Cone 10	\$750

Please get in touch with the Assistant Director with any questions about the firing process and scheduling at mary@iowaceramicscenter.org.

Fees can not be changed or split up. Community firing by the cubic square inch is available if you are not able to rent a kiln.

Electric Kilns

- For use with Low Fire - Midrange clay, bisque, and glaze.
- Max temperatures on each kiln vary. Please consult the AD before use.
- Electric Shelves are used for electric kilns.
- Kilns must be vacuumed after each use.
- Kiln Shelves must be cleaned immediately.
- Report problems immediately to the Assistant Director
- Klin #4 is reserved for staff. The same policies apply to maintenance.

Electric Glass Kilns

- Not Available for rent.
- The kiln can only be loaded and unloaded by Glass Staff only.
- Only glass shelves can be used in the glass kiln with Kiln Paper (NO KILN WASH)
- It must be vacuumed after each use.
- Report problems immediately to the Assistant Director

Raku Trash Can Kilns - Currently Unavailable as of 10/2023

- KILNS CAN NOT GET WET OR RAINED ON
- Used for various firings and mobile clay programs, such as Raku in the Schools.
- Materials for use with this kiln are in the shed and the electric kiln room.
- Maintenance: put away all materials after use.
- KILNS CAN NOT GET WET OR RAINED ON

Wood Kiln - UNDER REPAIR UNTIL 2025

- 2 chambers, first wood only, second wood and soda. Use appropriate door bricks for each.
- Shelves washed with kiln wash specific for this kiln.
- For use for high fireworks. Procure wood before and after use to keep a stockpile ready. The kiln can not be fired until all wood has been processed for the firing.
- Maintenance: The kiln and surrounding area must be cleaned after firing.
- Kiln shelves and furniture are to be cleaned and put away within two days of unloading.
- Quarterly: inspect bag walls and ensure bricks are in good order. Replace/fix as needed.

Soda Kiln:

- ONLY FOR SODA ASH - NO SALT
- Must be fired by current ICCGS Staff.
- All vents are turned on while in use. When introducing soda, make sure doors are opened for ventilation, and the door grate is covered.
- For use with low, mid, and high-fire clay.
- Maintenance: Needs to be cleaned within 1 day of unloading: Vacuumed, grinded shelves, wash kiln shelves, floor cleaned, and damper closed.
- Quarterly or depending on firing quantity, needs a good cleaning and checked to ensure bag walls and bricks are in good order. Replace/fix as needed.

Gas Kiln

- Must be fired by current ICCGS Staff.
- All vents are turned on while in use. When introducing soda, make sure doors are opened for ventilation, and the door grate is covered.
- Kiln rental is only available to past RAs or previously trained community members.
- For use with low, mid, and high-fire clay.
- Shelves washed with kiln wash specific for this kiln.
- Close the damper and cover the top of the kiln with insulation after each use.
- Maintenance: Kiln needs to be cleaned within 1 day of unloading: vacuumed and shelves cleaned